


# Plastic flow indicator IDP



IDP: Variable area flow indicator

- Direct reading
- All wet parts in plastics
- Measuring tubes: PVC or Polysulfone
- Ranges: Up to 60 m<sup>3</sup>/h
- Specific scales for Air, HCl, NaOH, etc.
- Options: Adjustable contacts, ruler with 4-20 mA transmitter

## APPLICATIONS

IDP series, flow-rate indicators are ideally suited for continuous monitoring of flow for air and neutral, basic or acid liquids.

## DESCRIPTION

IDP or PDP indicators use the principle of variable area flow-meter: the fluid flow raises a diver in a conical tube, expanding the cross section of the passage of fluid. The diver moves up proportionally to the flow-rate.

Standard equipment includes a graduated scale in l/h of water at 20 °C. In options there are specific scales; Air in Nm<sup>3</sup>/h (1 to 9 bar ABS); HCl at 30 / 33 %; NaOH at 30 % and at 50 %. See the data sheet 730-06

With magnetized versions, the Z60 transmission ruler converts the diver position into a 4-20 mA signal. See the data-sheet 730-07

### Mounting precautions:

Flow indicators must be installed vertically with rising fluid. It is recommended to have a length upstream of 10 x ND and a length downstream of 5 x DN.

## TECHNICAL FEATURES

Pressure	Max. 10 bar at 20 °C
Température limits at 1 bar	PVC: 0 ... +50 °C PSU: 0 ... +90 °C (or 60 °C with standard PVC fittings)
Graduated scale	l/h of water at 20 °C (standard)

### Materials

Measuring tubes	PVC or Polysulfon
Diver and stoppers	PVDF
Diver guide rod	PVDF-coated stainless steel (ND 50 and 65)
Seals	Standard: EPDM; FPM in option
Fittings:	Standard: PVC Unions for solvent welding Options: See the table "Fittings"

### Contacts Z42 and Z40

The flow indicator must have a diver with a built-in magnet (PVDF-A)

Switching power	Max. 10 W / 12 VA; 230 V AC; 0.5 A
Operating	Z42: N.O. without flow Z40: N.C. without flow

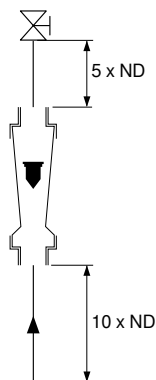
Protection	IP 65 - Pluggable terminal block
Ambient temperature	0... +55 °C

Overloads and inductive or capacitive loads may damage the contacts. It is recommended to use a contact protection like a relay ES 2001 (see data-sheet 250-02).

**EC Conformity:** The instrument meets the legal requirements of the current European Directives.



Contacts Z42 or Z40



Recommended mounting

# BAMO INTERNATIONAL

22, Rue de la Voie des Bans · Z.I. de la gare · 95100 ARGENTEUIL

Tel +33 (0)1 30 25 83 20 Web [www.bamo.eu](http://www.bamo.eu)

Fax +33 (0)1 34 10 16 05 E-mail [export@bamo.fr](mailto:export@bamo.fr)

Plastic flow indicator  
IDP

18-11-2019

D-730.05-EN-AG

DEB

730-05/1

## CODE NUMBERS AND REFERENCES

IDP Type	ND	D [mm]	R	Range Flow in [l /h]	$\Delta P$ [mbar]	Code			
						PVC	PVC-A	PSU	PSU-A
50	25	30	1"	50...500	23	730 700	730 740	730 720	730 760
100	25	30	1"	100...1 000	23	730 701	730 741	730 721	730 761
150	32	40	1 1/4"	150...1 500	23	730 702	730 742	730 722	730 762
250	32	40	1 1/4"	250...2 500	23	730 703	730 743	730 723	730 763
200	40	50	1 1/2"	200...2000	25	730 704	730 744	730 724	730 764
300	40	50	1 1/2"	300...3 000	25	730 705	730 745	730 725	730 765
600	50	63	2"	600...6 000	25	730 706	730 746	730 726	730 766
1 000	50	63	2"	1 000...10 000	25	730 707	730 747	730 727	730 767
1 500	50	63	2"	1 500...15 000	28	730 708	730 748	730 728	730 768
2 000	65	75	2 1/2"	2000...20 000	46	730 709	730 749	730 729	730 769
3 000	65	75	2 1/2"	3 000...30 000	46	730 710	730 750	730 730	730 770
8 000	65	75	2 1/2"	8 000...60 000	47	730 711	730 751	730 731	730 771

$\Delta P$ : Pressure drop (water at 20 °C)

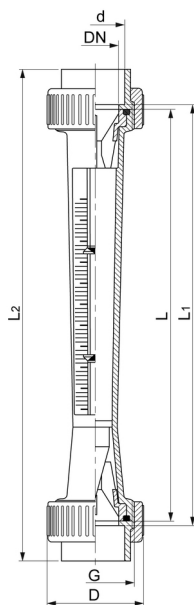
### FITTINGS and FPM SEALS:

ND	Ø	FPM Seals	Female threads			PPH unions	Flanged fittings	
			Cast iron	AISI 316	PVC		PVC	PPH
25	32	P53 959	730 300	730 305	730 301	730 302	730 306	730 307
32	40	P53 960	730 350	730 355	730 351	730 352	730 356	730 357
40	50	P53 961	730 400	730 405	730 401	730 402	730 406	730 407
50	65	P53 962	730 500	730 505	730 501	730 502	730 506	730 507
65	75	P53 963	730 600	-	730 601	730 602	730 606	730 607

### CONTACTS:

Code	Reference	Description
730 998	Z42 NO	Contact Z42, Max. 12 VA / 230 V / 0.5 A, Bi-stable N.O.
730 999	Z40 NF	Contact Z40, Max. 12 VA / 230 V / 0.5 A, Bi-stable N.C.

## DIMENSIONS



ND	d	R	G	D [mm]	L [mm]	L1 [mm]	L2 [mm]	Mass [kg]
25	32	1"	1 1/2"	60	350	356	400	0.5
32	40	1 1/4"	2"	72	350	356	408	0.6
40	50	1 1/2"	2 1/4"	83	350	356	418	1.2
50	63	2"	2 3/4"	103	350	356	432	1.7
65	75	2 1/2"	3 1/2"	122	350	356	444	2.9

Dimensions are for standard models with PVC unions.

# BAMO INTERNATIONAL

22, Rue de la Voie des Bans · Z.I. de la gare · 95100 ARGENTEUIL

Tel +33 (0)1 30 25 83 20 Web [www.bamo.eu](http://www.bamo.eu)

Fax +33 (0)1 34 10 16 05 E-mail [export@bamo.fr](mailto:export@bamo.fr)

Plastic flow indicator  
**IDP**

**DEB**

**730-05/2**

18-11-2019

D-730.05-EN-AG