

Flow-rate and totalizer BIF 6040



- For flow-rate sensors
- Fast programming
- Input signal: NPN, PNP, TTL contact
- Low frequencies: from 0.03 up to 30 000 Hz
- Main power supply: 95 ... 265 V AC
- Display: 6 digits
- Resolution: Adjustable
- OPTIONS : 2 or 4 alarms on relay NO/NC;
Analogue output 4-20 mA

DESCRIPTION

The concept BIF 6040 is without menu, this provides direct and simplified access to parameters setting.

The intuitive configuration allows an easy programming for decimal point position, alarms setting, analogue output calibration and linearization functions.

BIF 6040 accepts input signal from a BAMOFLU (up to 30 kHz) and counters M series.

Scaling is assumed, entering a scale factor, to display total volume in the desired unit (m³; l; else), or instant flow rate in volume per hour, minute or second.

Display switches from total volume to flow rate through a single push button.

A scan rate setting allows damping of transient phenomena in order to obtain a stable display.

The microprocessor allows the end-user to modify the range and the calibration frequency directly from the front plate.

The saved settings are protected by a locking-switch on the rear panel of the device.

TECHNICAL FEATURES

Input frequency	0.03 ... 30 000 Hz
Input signal type	NPN, PNP, potential free contact (mV level selectable)
Input voltage	24 V DC, 100 mA max. (Code 282 200) 12 V DC, 30 mA max. (Code 282 201)
Accuracy	Frequency: ± 0.01 % of input at 25 °C Delay: ± 100 pulse/min / °C
Display	6 Digits; Red LEDs; 14.2 mm high, High brightness; Decimal point setting
Counter reset	Through external potential free contact or through keyboard
Safeguard	On EEPROM (10 years)
Mains power supply	95 ... 265 V AC
Consumption	8 VA max.
Temperature	Operating: 0 ... +50 °C; Storage: -10 ... +70 °C

HOUSING	Panel mounting, 48 x 96 mm, DIN Black polycarbonate, 300 g, Terminals: DIN / EN 50027, Front: IP 65
---------	--

OPTIONS	PCB extra for thresholds; relay outputs (SPST) protected 5 A at 250 V AC, resistive load, Hysteresis selection 2 alarms (code 282 202) or 4 alarms (code 282 204) Analogue output 4-20 mA (flow-rate); 0/10 V; ± 5 V; isolated 250 V AC
---------	--

BAMO INTERNATIONAL

22, Rue de la Voie des Bans · Z.I. de la gare · 95100 ARGENTEUIL

Tel +33 (0)1 30 25 83 20 Web www.bamo.eu

Fax +33 (0)1 34 10 16 05 E-mail export@bamo.fr

Flow-rate and totalizer
BIF 6040

29-06-2018

D-282.01-EN-AA

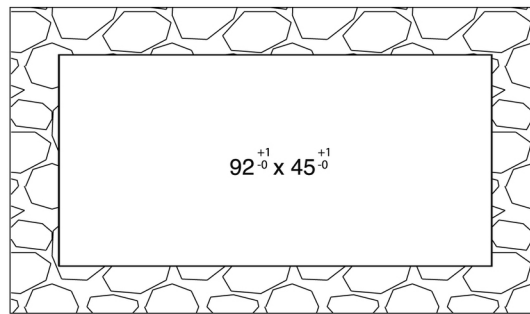

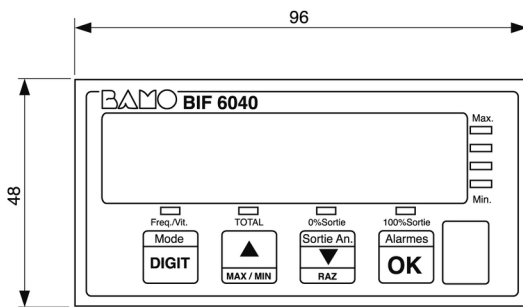
RE

282-01 /1

CODE NUMBERS AND REFERENCES

Code	Reference	Description
282 200	BIF 6040 - A24V	Standard flow-rate and totalizer indicator with power supply to sensor 24 V DC
282 201	BIF 6040 - A12V	Standard flow-rate and totalizer display with power supply to sensor 12 V DC
282 202	AL2	PCB extra for 2 alarms, relay outputs
282 204	AL4	PCB extra for 4 alarms, relay outputs
282 210	ANA	PCB extra for analogue output 4-20 mA (flow-rate)

DIMENSIONS



BAMO INTERNATIONAL

22, Rue de la Voie des Bans · Z.I. de la gare · 95100 ARGENTEUIL

Tel +33 (0)1 30 25 83 20 Web www.bamo.eu

Fax +33 (0)1 34 10 16 05 E-mail export@bamo.fr

Flow-rate and totalizer
BIF 6040

RE

282-01 /2

29-06-2018

D-282.01-EN-AA